



C.I.D.  
DEAUVILLE

## PREVENTION PLAN

*Decree No. 92-158 of February 20, 1992, amended by the order of March 19, 1993, listing the types of work for which a prevention plan must be established (Article R.237-7 of the Labor Code).*

S4-Prevention Plan-V10-1025

Page : 1/6

### USER COMPANY – UC

**Company name :**

**CENTRE INTERNATIONAL DE DEAUVILLE**

**Address :**

**LES PLANCHES BP 71100 DEAUVILLE CEDEX**

**Tel :** 02.31.14.14.14

**Fax :** 02.31.14.01.01

**Represented by Mrs:** FOUQUIER CARINE

**Function :** MANAGING DIRECTOR

### EXTERNAL COMPANY – EC

**Company name :**

**Address :**

**Tel :**

**Fax :**

**Represented by Mr:**

**Function :**

### DEFINITION OF THE OPERATION TO BE PERFORMED BY THE EXTERNAL COMPANY (EC)

**Nature of the intervention:**

More than 400 hours of intervention per year

YES

NO

Hazardous work (decree of March 19, 1993)

YES

NO

**Start date of the operation:**

**End date of the operation:**

Duration of the operation in hours:

Maximum number of staff on site:

Name and contact details of the safety coordinator:

Obligation to declare during the Prevention Plan: Names and references of subcontractors working on site:

### PRELIMINARY JOINT INTERVENTION IN WORKPLACES AND THEIR FACILITIES

Delimitation of the intervention area

Marking of hazardous areas for the EC

Indication of authorized traffic routes for the EC personnel and vehicles

Designation of premises and facilities made available to the EC

Resources made available, in particular means of access

<b>RISKS OF INTERFERENCE REPORTED</b>				
Hazardous activities	Foreseeable risks	Preventive measure	Assured by	
			UC	EC
Combating undeclared work		The site manager or team leader must have all documents, declarations, etc. for all of their staff for the duration of the service. Unannounced checks may be carried out and documents requested.		
Working at height, Roofing, Stand		Helmets and safety harnesses must be worn when working at heights. The use of ladders is prohibited; use the basket lift instead. Safety doors or railings must be installed on all scaffolding. The door to the mobile walkway in the auditorium must be closed before any movement, and employees must wear a safety harness. Flat woven straps are prohibited for use in CID spaces.		
Forklift, aerial work platform, or other mechanized equipment		Only technicians with a driving license issued by an approved body (certificate of aptitude for safe driving) are authorized to drive the aerial platform or forklift truck (subject to approval by senior management). The use of gas or thermal forklifts is prohibited within the CID premises. Compliance with specific safety rules and instructions. Use the equipment in accordance with the « manufacturer's » instructions.		
Hooks and lifting		The rigging is carried out by a CID rigger.		
Work area		No passage under areas where work is being carried out at height. Keep clear of traffic and evacuation routes. Mark out hazardous areas. Do not run in hazardous areas. Depending on the work being carried out, the service provider will be equipped with a fire extinguisher suitable for the site.		
Electrical connection		The CID provides electrical power as needed. Provide cabinets that comply with NFC 15-100 standards. Do not leave bare cables live. All connections to the network must be made by authorized CID personnel after checking the compatibility of the connections. Protect connections and mark them. Provide correctly calibrated residual current devices. Any dismantling of computer, audio, video, or lighting equipment must be carried out with the power off.		
<b>SIGNAL INTERFERENCE RISKS</b>				
Hazardous activities	Foreseeable risks	Preventive measure	Assured by	

Materials and decorations		<p>A plan showing the location of equipment and scenery must be submitted to the Operations Department.</p> <p>The service provider must provide the Operations Manager with fire reaction reports for all materials used (Articles AM.19 and 10).</p> <p>Access to various emergency equipment (emergency exits, fire hydrants, telephones, fire extinguishers, smoke vent controls, etc.) must be kept clear at all times.</p> <p>No equipment may be installed under water curtains or smoke vents.</p>		
Setup of decorations/general booth installation – various handling tasks		<p>Mark out the assembly area.</p> <p>Use M1 and M3 classified materials for carpeting.</p> <p>Hard hats must be worn when working at height.</p> <p>The audience must remain at least 2 meters away from the stage area.</p> <p>Do not obstruct smoke vents and sprinklers with awnings.</p> <p>In the halls, protect the carpets if dirty equipment is being installed.</p> <p><b><u>PPE must be worn within the CID premises (depending on the activity, safety shoes, gloves, helmet, etc.) – random checks may be carried out. In the event of non-compliance with these instructions, service providers may be asked to leave the premises.</u></b></p>		
Protected elevator and freight elevator		<p>A secure elevator is available for transporting equipment to levels -1 and 0.</p> <p>A key will be provided by the technical department upon request.</p> <p>The auditorium freight elevator may only be used in the presence of a CID technician. (Maximum load 4800 kg).</p>		
Use of tricks		Strictly prohibited.		
Unloading		<p>No vehicles are allowed to park permanently in the CID loading bay.</p> <p>Parking in the bay is limited and regulated.</p> <p>Vehicles must be unloaded and leave immediately. For vans, trucks, or semi-trailers remaining in Deauville for the duration of the event, free parking is available next to the SNCF train station.</p> <p>Keep traffic lanes clear of all access.</p> <p>The speed limit is 10 km/h in the unloading bay.</p>		

		<p>Firefighting equipment must remain accessible.</p> <p>No parking will be tolerated on the ramp of the bay (fire lane).</p>		
Exhibition of vehicles or machines with internal combustion engines inside the halls and in the auditorium		<p>The fuel tanks of vehicles must be emptied.</p> <p>Battery terminals must be protected so that they are inaccessible.</p> <p>Engines must be turned off when vehicles are being positioned.</p> <p>On the auditorium stage, lay down 18mm thick plywood decking to distribute the load.</p>		
Welding and hot spot work		<p>Obligation to obtain a fire permit issued by the security control center.</p> <p>Fire extinguisher to be provided by the service provider.</p>		
Chemicals and hazardous materials		<p>Prohibited within the CID premises.</p> <p>Provide product data sheets in French – wear PPE – pictograms on products, retention tanks if necessary.</p>		
Lasers		<p>One month prior to implementation, the service provider must submit a file to the safety manager for each installation, including:</p> <ul style="list-style-type: none"> <li>A declaration</li> <li>A technical note accompanied by the installation plan</li> <li>A document drawn up and signed by the installer, certifying compliance</li> </ul>		
Storage and warehousing		<p>No storage in the unloading bay.</p> <p>Keep traffic routes clear of all access.</p> <p>Avoid stacking outside the racks.</p> <p>No storage or warehousing of hazardous products.</p>		
Traffic in the building		<p>The speed limit inside the building is 10 km/h.</p> <p>Parking on the platform is limited and regulated.</p> <p>Leave minimum lighting on for traffic.</p> <p>Firefighting equipment must remain accessible.</p>		
Fire		<p>Obligation to familiarize yourself with evacuation plans.</p> <p>The use of flammable products is prohibited.</p> <p>Avoid sources of heat near flammable products and materials.</p> <p>No gas – no flame.</p>		
Evacuation		<p>Each site manager or service provider manages their own list of personnel on site in the event of an emergency evacuation of the building.</p>		
Waste management		<p>The waste producer is responsible for its waste from collection to recovery. It is therefore required to ensure or arrange for the collection, transport, storage, sorting, and treatment of waste.</p>		

Marine Submersion	Flood gauge installed in the marina basin; human monitoring system set up by the city when the phenomenon is foreseeable	<u>Before/during:</u> Listen to the radio, follow the instructions given by the authorities; Close doors and windows; Do not make phone calls – leave the lines free for emergency services; Sandbags at the top of the loading dock ramp; Sandbags – Normandy and Royal entrances; Cut off the electricity depending on the level of flooding; Go upstairs on foot; Limit movement so as not to expose yourself or hinder emergency services; <u>After:</u> Throw away food that has been in water or in cold rooms that are out of service; Before drinking tap water, check with the town hall; Do not plug in electrical appliances;		
-------------------	--	---	--	--

**FIRST AID ORGANIZATION**

<b>Alert</b>	Security PC – Operations Department	Standard	02.31.14.14.14
		security PC	02.31.14.14.32
<b>Call</b>	Emergency Services	first-aider	
		Ambulance/ Emergency services	15
<b>Apply</b>	Application guidelines and training in the context of victim rescue	Firefighters	18
		Hospital	
		Doctor	

**GENERAL SAFETY RULES**

Mandatory wearing of PPE.




Declaration of employment of service providers or subcontractors. Working hours complied with in accordance with current legislation.

No smoking on site – The CID is a non-smoking area. Please ensure that this rule is respected (Evin Law of January 10, 1991).

**POSITIONS SUBJECT TO SPECIAL MEDICAL SUPERVISION**

*(due to the risks associated with EU activity)*

Position may require night shifts and necessitates an enhanced medical examination.

External company (EC)		User company (UC)	
Name: Function: Date and signature:	Name: Function: Date and signature:	Name: Mrs. FOUQUIER CARINE Function: MANAGING DIRECTOR Date and signature: 23/09/22 	Name: Mr. SCHNELLBACH QUENTIN Function: OPERATION DIRECTOR Date and signature: 20/01/26 
Opinion of Health, Safety and Working Conditions Committee EC		Opinion of Social and Economic Committee UC	
Representative		Representative  18/11/25	

To be attached: Your list of subcontractors for each use during the duration of the prevention plan.